

Tail and Nose skis

All ski series



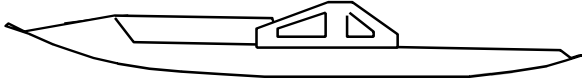
Tail Ski

from 200 lb(90 kg) to 2500 lb (1134 kg) Gross weight aircraft.
Opening in the skis is 3 7/8"(9.8cm)" wide. Max. tire diameter 10". weight: 4,8 lb (2.2 kg) fits Matco and Maule and similar.



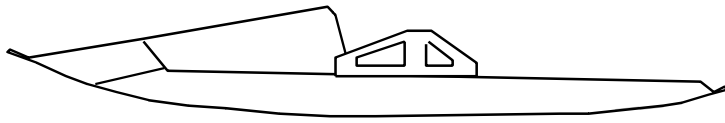
Challenger 1000 Nose (Tricycle)

From 200 lb(90 kg) to 1200 lb (545 kg) Gross weight aircraft. Opening in the skis is 4 7/8"(12.4 cm) wide. Max. tire diameter 12". weight: 10 lb (4,5 kg)



Series 1000 Nose (Tricycle)

From 200 lb(90 kg) to 1500 lb(545 kg) Gross weight aircraft.
Opening in the skis is 5.250" (13.3cm)wide. Max. tire diameter 16"
weight: 12 lb (5,45 kg)



Series 1500 Nose (Tricycle)

From 1200 lb (545 kg) to 2500 lb(772 kg) Gross weight aircraft.
Opening in the ski 6 7/8"(17.5cm) Max. tire diameter 17".
Weight 24 lb (11kg) each. A good tire size is 6.00"X6

MainSkis



Series 1000

From 200 lb(90 kg) to 1200 lb(545 kg) Gross weight aircraft.
Opening in the skis is 5,250" (13.3cm)wide. Max. tire diameter 16" X5"
weight:17 lb...7,7kg



Series 1200

From 200 lb(90 kg) to 1200 lb(545 kg) Gross weight aircraft.
Opening in the skis is 6,250" (15.5cm)wide. Max. tire diameter 16"X6"
weight:18 lb...8, 2kg



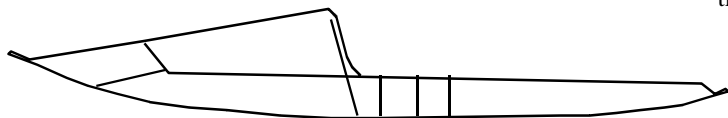
Series 1500

From 1200 lb (545 kg) to 1700 lb(772 kg) Gross weight aircraft.
Opening in the ski 6 7/8"(17.5cm) Max. tire diameter 17".
Weight 28 lb (13 kg) each. A good tire size is 6.00"X6
With internal brakes like Matco or no brakes at all. Or smaller tire size.



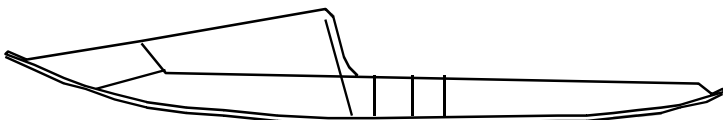
Series 2000 Lite (Most popular for LSA)

From 1200 lb (545 kg) to 1700 lb (772 kg) Gross weight aircraft. Opening in the ski 8 1/4". (21 cm)Max. tire diameter 17".
Weight 30 lb (14 kg) each. A good tire size is 6.00"X 6
The 2000 lite is the same ski as a 1500 but can accommodate bigger tires and brake systems like the Cleveland.



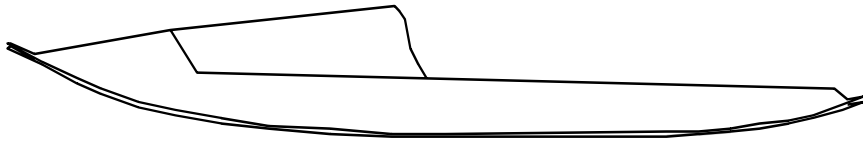
Series 2000

From 1500 lb (681 kg) to 2000 lb(909 kg) Gross weight aircraft.
Opening in the ski 8 1/4".(21cm)Max. tire diameter 17"
33 lb (15 kg) each. A good tire size is 6.00"X6
Same ski as the 2000 Lite but stronger



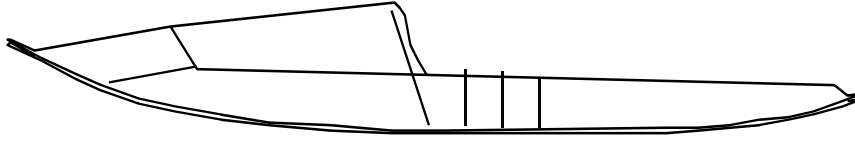
Series 2500

From 2000 lb (909 kg) to 2500 lb(1136 kg) Gross weight aircrafts. Opening in the ski 8 1/4"(21cm) . Max. tire diameter 17".
Weight 18 kg each. A good tire size is 6.00"X6



Series 3000

From 2000 lb (909 kg) to 3000 lb (1363 kg) Gross weight aircraft. Opening in the ski 8 15/16" ...22,7 cm Max. tire diameter 20". weight 58 lb (26,3 kg).



Series 3500

From 3500 lb (1590kg) to 4500 lb(2045kg)Gross weight aircraft. Opening in the ski 8 15/16"22,7 cm . Max tire diameter 20". weight 60 lb....27kg

By Jean-Marc Augé
for DATUM inc.
10-11-2009
reviser 05-04-2013